

# How to Determine Door Handing

Manufacturers sometimes determine door handing differently depending on the door type (i.e. wood doors vs fiberglass or steel doors). To simplify things, we prefer our customers to determine handing one way, and, to avoid order errors, we include a sketch of the handing(s) on the order sign off.

Specify Door handing by standing on the outside of the house, room, hallway, or closet and note if the hinges are on the left or the right, and whether the door swings in or swings out.

## Swinging Doors:

Left Hand  
Swing In  
aka  
LHSI-Steel  
(Hinges are on  
the left, door  
opens inward)



Right Hand  
Swing In  
aka  
RHSI-Steel  
(Hinges are on  
the right, door  
opens inward)



Left Hand  
Swing Out  
aka  
RHSO-Steel  
(Hinges are on  
the left, door  
opens outward)



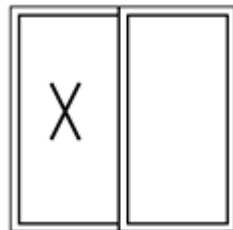
Right Hand  
Swing Out  
aka  
LHSO-Steel  
(Hinges are on  
the right, door  
opens outward)



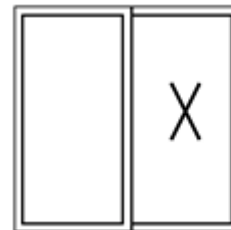
## Sliding Doors:

'X' indicates the operable panel, 'O' indicates the stationary panel.

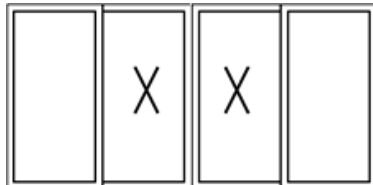
XO  
→  
(operable panel  
is on the left,  
and slides to the  
right as viewed  
from the  
exterior)



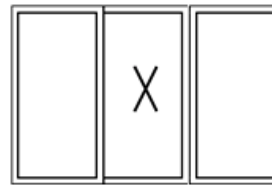
OX  
←  
(operable panel is  
on the right, and  
slides to the left  
as viewed from the  
exterior)



OXXO  
← →  
(center panels  
slide outward)



OXO  
(center panel  
slides either  
to the right "O/XO"  
or  
to the left "OX/O")



NOTE: There are more sliding door configurations, but the above are the most common.